

feather&black

Perfect Bedtimes

Noah Storage Solution 4 Section Unit

IMPORTANT READ CAREFULLY RETAIN FOR FUTURE REFERENCE

Thank you for buying the Noah Storage Solution 4 Section Unit

- Please take a few quiet minutes to read these instructions
- This product contains small parts, keep small children clear of the assembly area

PRODUCT SAFETY

- All assembly fastenings should always be tightened properly and care should be taken that no fittings are loose
- If combining with other Noah Storage Units please be sure not to stack the tower too high for safety reasons
- Periodically check and ensure that all components are in their proper position, free from damage, and that all connectors are tight.
- Feather & Black strongly advise using the Anti-Tip wall fixings provided with this product however the wall fixing itself may need to be altered depending on your wall. If these fixings have been misplaced please contact our customer service team who will be more than happy to send you a replacement kit.

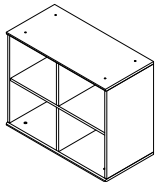






PRODUCT CARE

- Wipe clean using a soft damp cloth followed by dry cloth
- Do not use abrasives or cleaning products which may contain ammonia or solvents
- Take care when handling or moving the furniture. Careless handling can damage wooden furniture, try to lift rather than drag

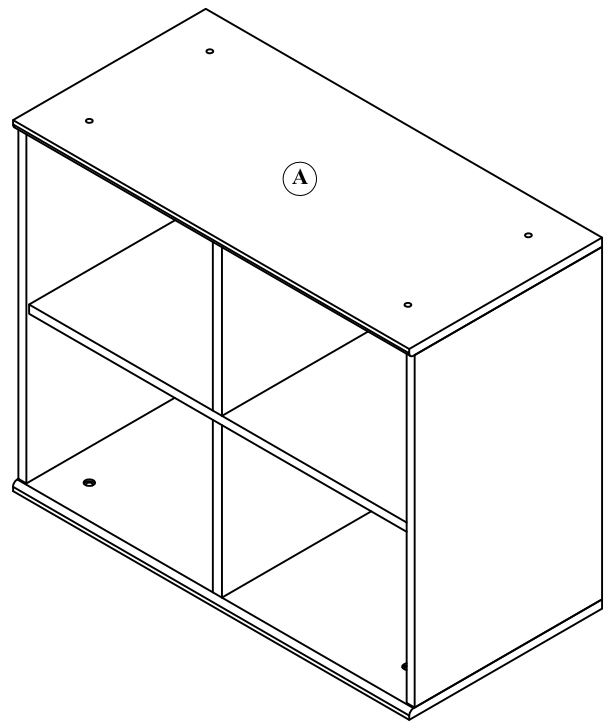
TOOLS REQUIRED

- Please use Philips Head Screwdriver (not included) and Allen key part G (included) to assemble the Noah Storage Solution 4 Section Unit

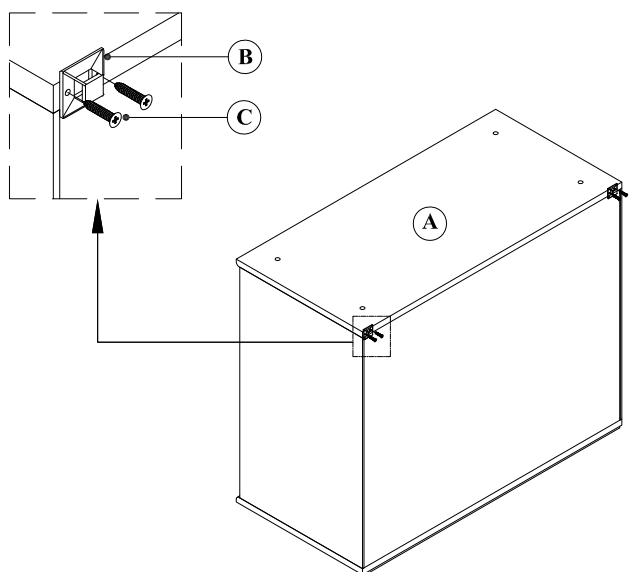


	PARTS	QTY
A		1PC
B		4PCS
C	 Ø4x20(mm)	4PCS
D		2PCS
E	 Ø6x20(mm)	4PCS
F	 Ø6x15(mm)	4PCS
G	 Ø4(mm)	2PCS

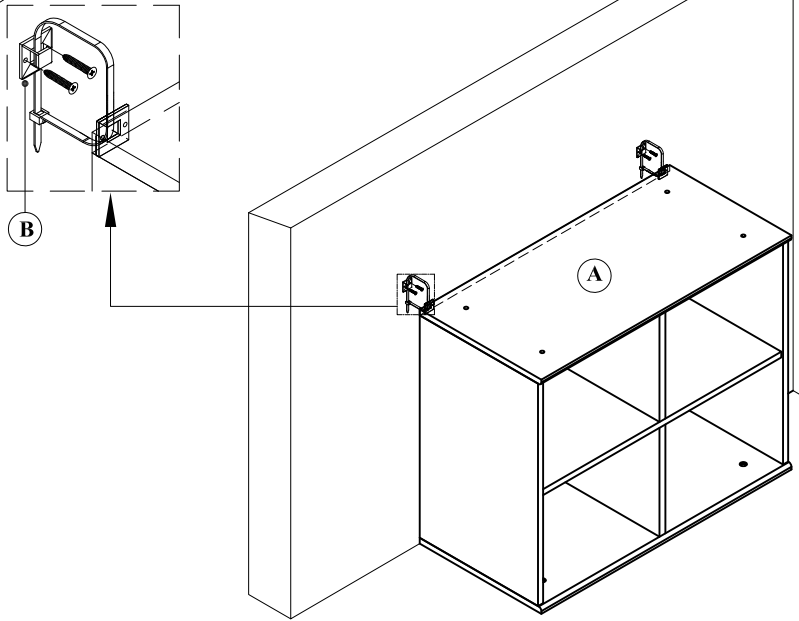
1



2



3



3

